


The American Helmet Association
ana
Standard

FOUNDED IN 1958

© Copyrighted 2000



American Helmet Association
Standard of Excellence
(as revised January 2000)

The Helmet is a jaunty pigeon with a peppy, active personality. When on show it should give the viewer a zestful impression of a bird with vigor and enthusiasm. Cowering or crouching in a corner are not and should not be characteristic of the breed. When taken in hand, it should not be unduly frightened or struggle. The Helmet captures one's attention, in effect calling out, "I enjoy life, and I have a right to. I am intelligent and healthy, poised, and I appeal to people." Other things being equal, the bird with these qualities is preferred.

It is strongly suggested that this Standard be read with the accompanying drawings in view. At times, difficult to explain or understand characteristics are best left to the Ideal Drawing.

HEAD - Should be medium in size, with broad frontal, showing no indication of flatness. The frontal should rise sharply from the wattle with a well defined forward curve, rising to a full top skull (on the short faced varieties, the distance from the eye to the frontal should be greater than from the eye to the top skull), then flowing back to the base of the crest without any breaks to mar it's continuity. There should definitely be more front than back skull. Top skull should not be lacking. Viewed from the front, the face should start to develop right behind the wattle with broad cheeks and rising with fullness across the eyes, appearing slightly arched, instead of flat or angular. Any indication of a narrow face or pinched appearance should be avoided. Despite the desire for a broad full frontal, "eye brows" (feathers protruding over the eyes) must be avoided. The crest should be the only interruption in the smooth flow of head into the neck.

CREST - Should be shell-shaped and prominent. It should stand well above the head and be as thick and full as possible without hugging the skull. It should reach from ear to ear showing no breaks along it's edge and end in completely formed rosettes. Rosettes should be symmetrical and of corresponding size and shape with their centers in line with the bottom of the eyes. Rosette diameter should be approximately $\frac{1}{2}$ inch. The crest should blend with the mane in such a way that the continuity of the crest is enhanced.

BEAK - Beak length is dependent upon the variety, Short Faced or Medium Faced (see "Measurements"). In both varieties however, it should have sufficient substance to avoid a pinched effect. A stout beak is preferable to a spindly beak in each variety. The beak should be compatible with the desired fullness of the face. It should be set straight with an imaginary line passing between the mandibles to the bottom of the eye cere and through the center of the rosette. A bleached bone colored beak is preferred in all colors.

WATTLE - Should blend with the beak and form an abrupt connection with the feathers of the frontal. It should be powdered white and fine and smooth in texture.

EYES - Should be bright pearl in color and have a well defined, round pupil. Vertically, the bottom of the eye should be on the imaginary line continuing back from the mandible joining. Horizontally, it's center should be no further back than $\frac{11}{32}$ inch from the mandible gap on the Short Face and no closer than $\frac{3}{8}$ inch from the mandible gap on the Medium Face.

CERE - Should be thin and fine in texture, definitely not coarse. Flesh color is preferred with a light pink being acceptable.

NECK - Should be medium length, short rather than long, and fairly stout with a “bullish” appearance. Viewed from the side, it should arch slightly. The mane is a very important asset to the neck and the bird’s overall appearance. The mane should extend backward from the rosette area, blending with and supporting the crest while flowing smoothly down the neck with no breaks to the point where it joins the body.

BODY - Medium sized and well proportioned, short rather than long. Should have a cobby appearance, broad in front, tapering in a wedge-like manner to the tail. The neck and crop region should blend into the chest in a graceful curve with the feathers of the chest covering the wing butts. There should be no suggestion of a “roached” (humped) back. To the feel, the body should suggest good muscular tone and firmness (see “MEASUREMENTS”).

WINGS - Should be tightly folded onto the sides of the body with secondaries resting on the back. Secondaries which rise above the back (“sideboards”) are undesirable. The wings should be folded neatly over the tail, riding on the tail, and not crossing or drooping below the tail.

LEGS - Should be sturdy and medium to short in length (see “MEASUREMENTS”). Hocks should be substantial and blend smoothly into the body. The tarsus (shank) should be bright red, smooth textured and free of feathers.

FEET - Should be bright red, smooth and free of feathers. The toe nails should be bleached bone color (see “TYPE” for presentation).

TAIL - Should be neat, narrow and straight (neither tipping up nor drooping down, in line with the body) extending no more than $\frac{3}{8}$ inch (Short Faced varieties) or $\frac{1}{2}$ inch (Medium Faced varieties) from the tips of the primaries. The tail should be made up of no more than twelve penna (main tail feathers), and be tightly packed with a width of no more than one and one half feather widths.

FEATHERS - The bird should be covered by a smooth feather system without protrusion of loose, broken or deformed feathers. Feathers should be profuse and reasonably loose from the neck up, becoming hard, close and tight fitting on the body, wings and tail, reflecting good condition.

TYPE - Should be proportioned in such a way as to present an evenly balanced appearance in all respects. Should be sprightly in manner and stand very erect, appearing to try to thrust its chest upward. The head should be positioned so that the eyes are vertically in line with the balls of the feet. Ideally, the bird should be on its front toes with its rear toes off the surface.

MARKINGS - All markings should be straight and definite, clearly showing the contrast between colored and white areas. The head and tail should be colored (see “COLOR” for a list of colors), the rest of the bird shall be white.

HEAD, Crested Varieties - The head markings shall extend from the point where the upper and lower mandibles join, thence to the rosettes, making a straight line along the bottom of the eye. There shall be no colored feathers in the crest, its lining, or below the eye (often termed “sideburns”). The cap shall be free of white feathers.

HEAD, Plainhead Varieties - Same as above except, the demarcation line shall continue straight back, wrapping around the head in a straight, unbroken line.

TAIL - The color shall extend to the vent and in an even, sharp, line cross over the rump.

COLOR - The color of the head and tail shall be as close to the same color as possible, with the most points being awarded to the bird who's head and tail match (providing of course, that the color is in accordance with the Standard requirements). Color should be even and extend to the feathers' base.

RECOGNIZED COLOR CLASSES - Black, Blue, Recessive Red, Ash Red and their respective dilutes; Dun, Silver, Yellow, Ash Yellow and AORC.

COLOR DESCRIPTIONS:

Black (Blue pigmented - intense - spread pattern) - Color to be rich, jet black with an iridescent green sheen. There shall be no sign of a tail bar.

Dun (Blue pigmented - dilute - spread pattern) - Color to be a smooth, even, rich shade of grayish brown with an iridescent green sheen. There shall be no sign of a tail bar.

Blue (Blue pigmented - intense - bar or barless pattern) - Color to be rich even shade of blueish gray, almost silvery in appearance. Black tail bar approximately ¼" from the tip. A rich, iridescent sheen should be visible on the blueish gray. There should be no sign of ticking or ashing.

Silver (Blue pigmented - dilute - bar or barless pattern) - Color to be rich even shade of light silver-gray, almost silvery in appearance. Dun tail bar approximately ¼" from the tip. A rich, iridescent sheen should be visible on the silver-gray. There should be no sign of ticking or ashing.

Recessive Red (Red pigment - intense - recessive red factor)- Color to be a deep, even shade of brick red blending toward blood red. A rich, iridescent, rosey sheen should be visible on the red. There should be no ash or plum shading.

Recessive Yellow (Red pigment - dilute - recessive red factor)- Color to be a smooth, deep, even golden-buff yellow. A rich, iridescent, rosey sheen should be visible on the golden-buff yellow. There should be no ash or plum shading.

Ash Red (Ash red pigment - intense - bar, barless or checker pattern) - Color to be a rich claret red on the head with the tail being an even shade of lavender-gray with as little flecking or ticking as possible. A small amount of blue, black, or brown flecking or ticking is acceptable.

Ash Yellow (Ash red pigment - dilute - bar, barless or checker pattern) - Color to be a rich golden cream on the head with the tail being a very pale cream-gray shading to ash white with as little flecking or ticking as possible. A small amount of silver-dun or khaki flecking or ticking is acceptable.

Note: The majority of ash red pigment birds do not have a tail bar. However, when a bird with a tail bar is shown, the bar should be the color of the head.

A.O.R.C. (All Other Recognized Colors) - All other established colors and/or patterns such as Brown, Khaki, Indigo, Almond, Checker, etc. not listed above as recognized colors, NOT to include birds which are mis-marked or a poor example of a recognized color.

IDEAL MEASUREMENTS:

<u>Measurement</u>	<u>Short Face</u>	<u>Medium Face</u>
Body length in show stance from the front of the breast to tip of tail	6 ½"	7 ½"
Height while in show stance from the top of skull to the balls of the feet	7"	8"
Body width from the outside of the wing butts	3 ½"	4"
Ball of foot to center joint between the tarsus (shank) and leg (measured in hand)	1 ⅛" - 1 ¼"	1 ¼" - 1 ⅜"
Beak length measured from mandible gap to tip of beak	Short as possible	5/8"

POINTS: MEDIUM FACE:

Crest total (crest only - 7) (rosettes - 6)	13	Neck total - crested (neck - 3) (mane - 3)	6	Tail markings	6
Head - crested - plainhead	10 12	Neck - plainhead	9	Head markings - crested -plainhead	8 14
Beak	6	Body	10	Tail	3
Eyes	4	Wings	2	Type - crested	15
Cere	2	Legs	2	- plainhead	17
Wattle	1	Feet	2	Condition	10
Color	10			(not to effect original 100 points)	

* Maximum Possible Points (without condition): - 100

POINTS: SHORT FACE:

Crest total (crest only - 7) (rosettes - 6)	13	Neck total - crested (neck - 3) (mane - 3)	6	Tail markings	4
Head - crested - plainhead	14 16	Neck - plainhead	9	Head markings - crested -plainhead	6 12
Beak	8	Body	9	Tail	2
Eyes	4	Wings	2	Type - crested	15
Cere	2	Legs	2	- plainhead	17
Wattle	1	Feet	2	Condition	10
Color	10			(not to effect original 100 points)	

* Maximum Possible Points (without condition): - 100

DISQUALIFICATION (Faults which are constant) - Peaked crest, bull or “cracked” eyes, grousing on the tarsus (shank) or toes, deformations such as crossed beak or crooked toes, extremely coarse eye ceres, completely black upper mandible, more than 12 pennaes (main tail feathers).

ELIMINATIONS (Faults which may be temporary) - Sickness, very poor condition, parasite infestation, excessively stained feather, excessive trimming (any clipping or plucking of so many feathers as to leave a bare spot visible WITHOUT moving feathers aside), improper trimming (clipping of feathers in such a way as to shorten or change their shape).

Drawings:

- Ideal Medium Face Crested (4)
- Ideal Medium Face Plain Head (4)
- Ideal Short Face Crested (2)
- Ideal Short Face Plain Head (2)
- Ideal Medium Face Crested Muffed (3)
- Ideal Medium Face Plainhead Muffed (1)


Proposed Written Standard for MUFF - The muff shall consist of three layers of circular rows of feathers. Feet should be heavily muffed with three layers of feathers, front feathers of outer layer not protruding straight in front but having a curve-like sickle, fan-shaped with no split in the feathers between the front and second toes. Shape of foot feather is as important as length. Each muff shall have a round shape, dense plumage, and lay flat on the ground. They shall be as big as possible providing they are in proportion and balance with the rest of the bird. The circular outline of the muffs shall be continuous without any break (split). The feet, toes, and legs shall be completely hidden by muff feathers.

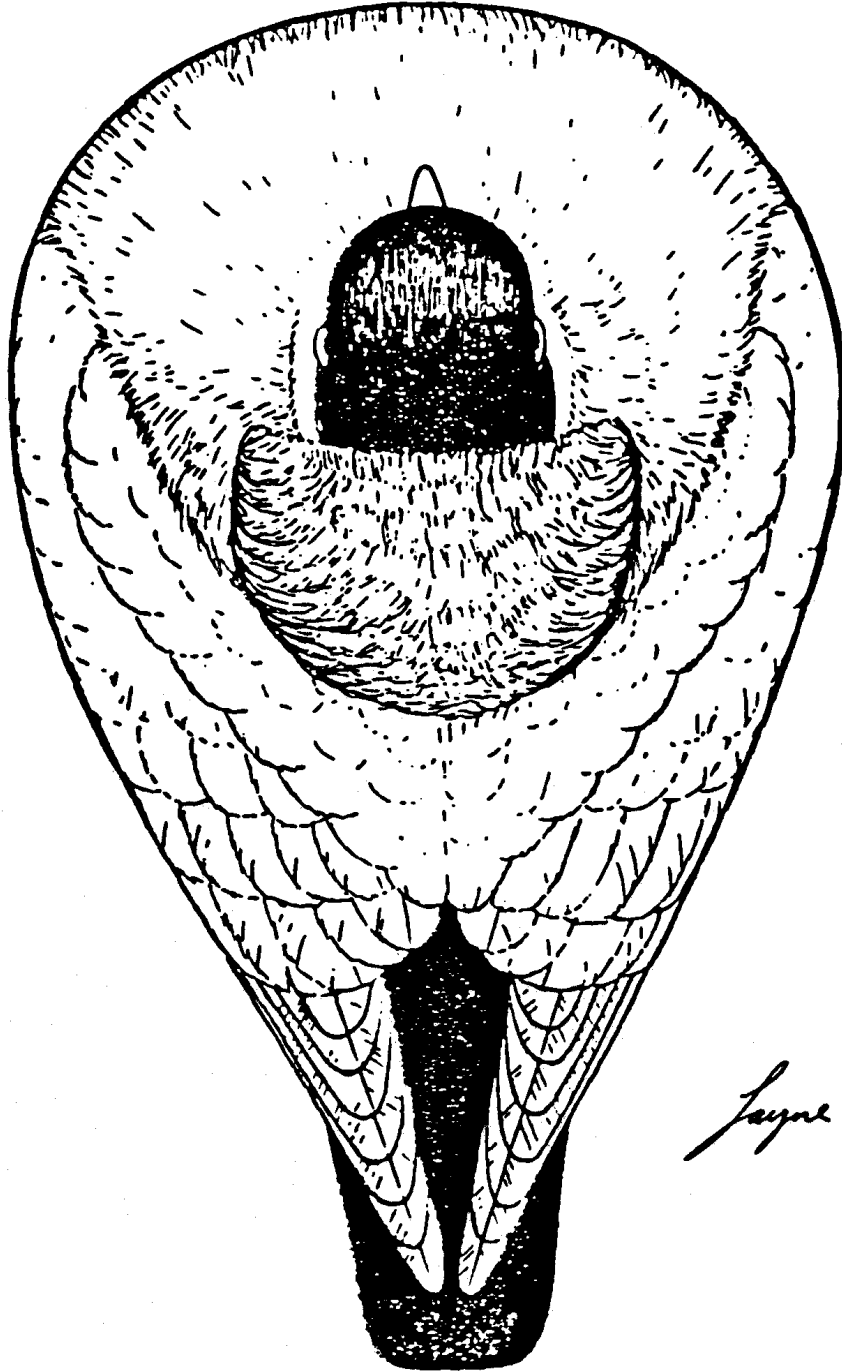
The hock is made up of feathers above the leg joint that extend rearward, parallel to the wing flights, ending at the rear of the back muff feathers. There shall be no space between the hocks and muffs, thus providing the desired appearance of continuity between muffs, hock, and body.

The muff shall be white with any colored feathers in the muff to be considered a fault, at this time.


Proposed Written Standard for Muffed Helmet TYPE - The station of the bird, while standing: back (shoulder to rump) shall be at a 45 degree angle to the ground. The tip of the tail shall be as low as possible without touching the ground. Eyes should be vertically in line with the feet. Legs should be bent with the appearance of squatting to allow muffs to blend into the body via the hocks, enabling a smoother transition from body to muff. The crest should blend with the short, stout neck giving the bird an alert and upright as possible appearance without breaking the smooth transition of the muffs to the body. Legs shall be short, to aid the appearance of muffs flowing out of the body of the bird.

Points: Muff - 11 points
Hock - 4 points

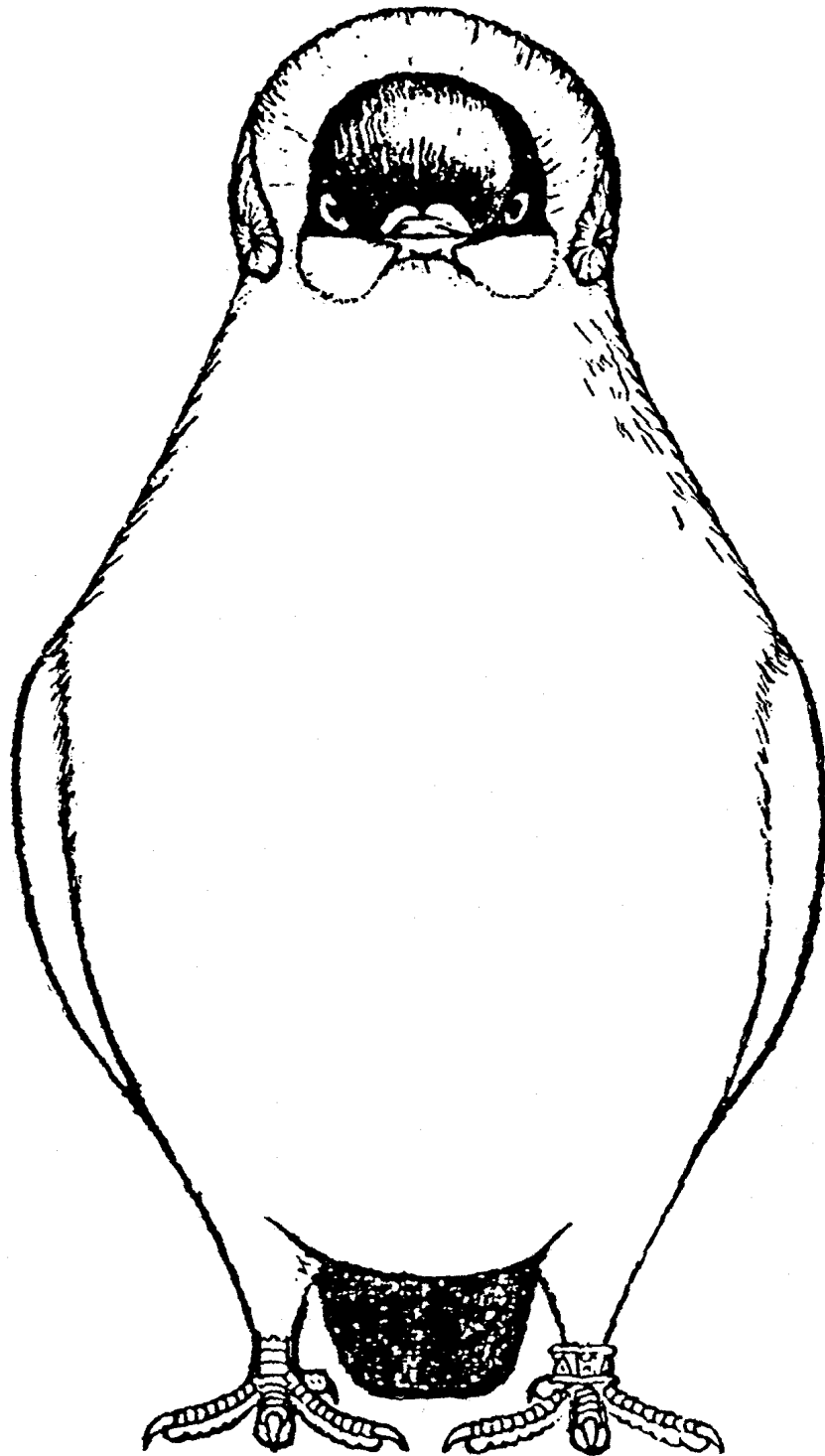





Jayne Bowler 1989

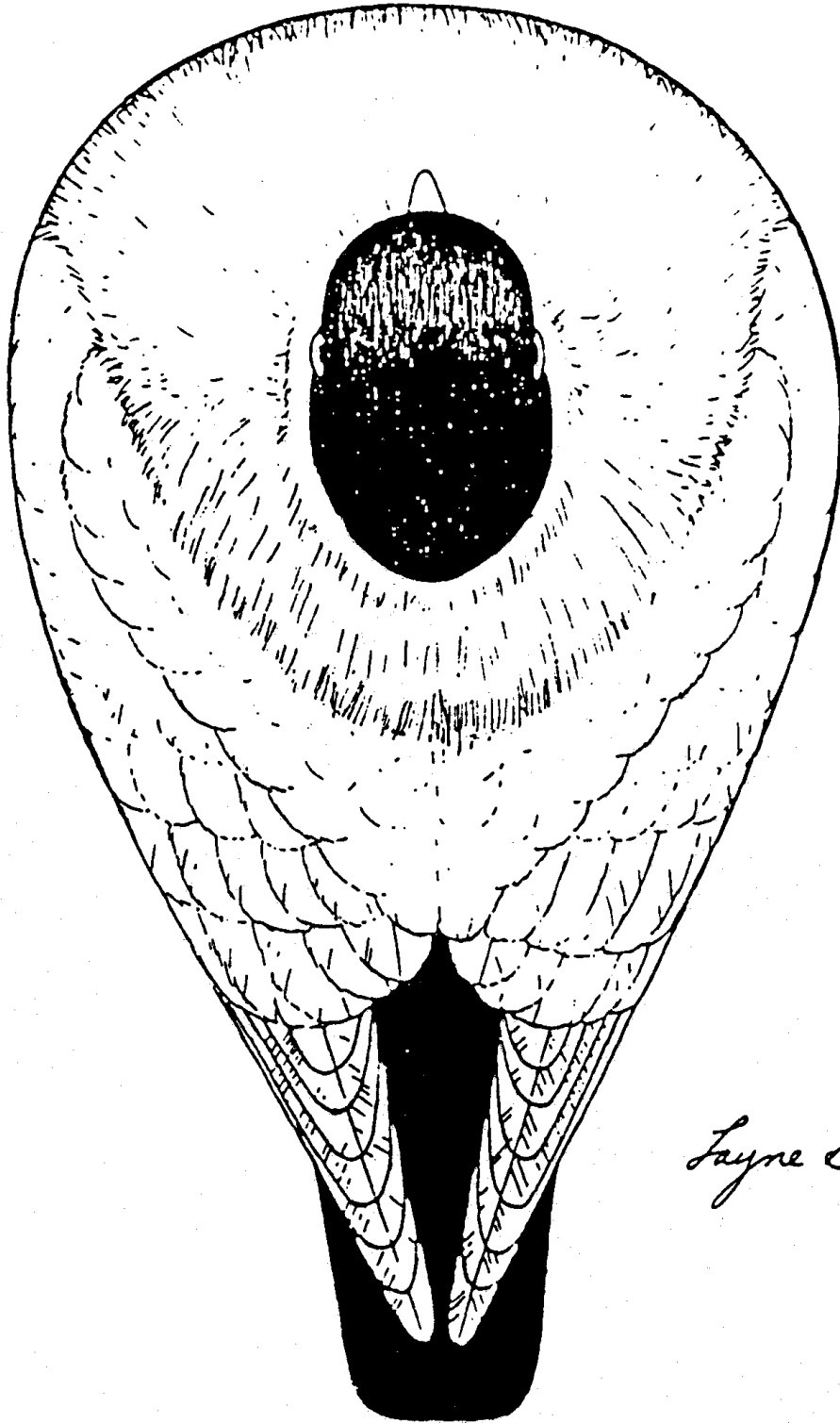


Jayne Bowles 1989




Jayne Bowler

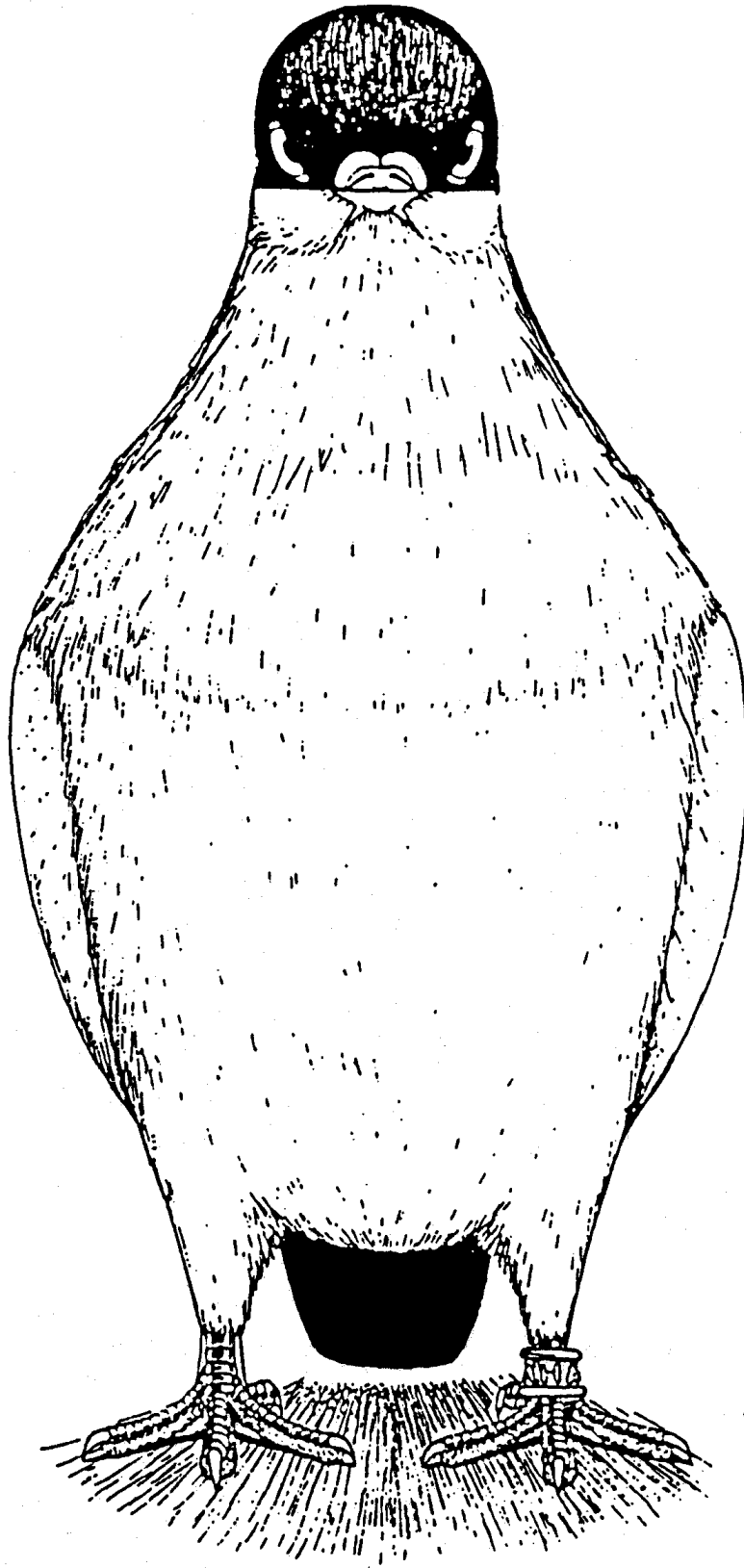





Layne Bowles 1989



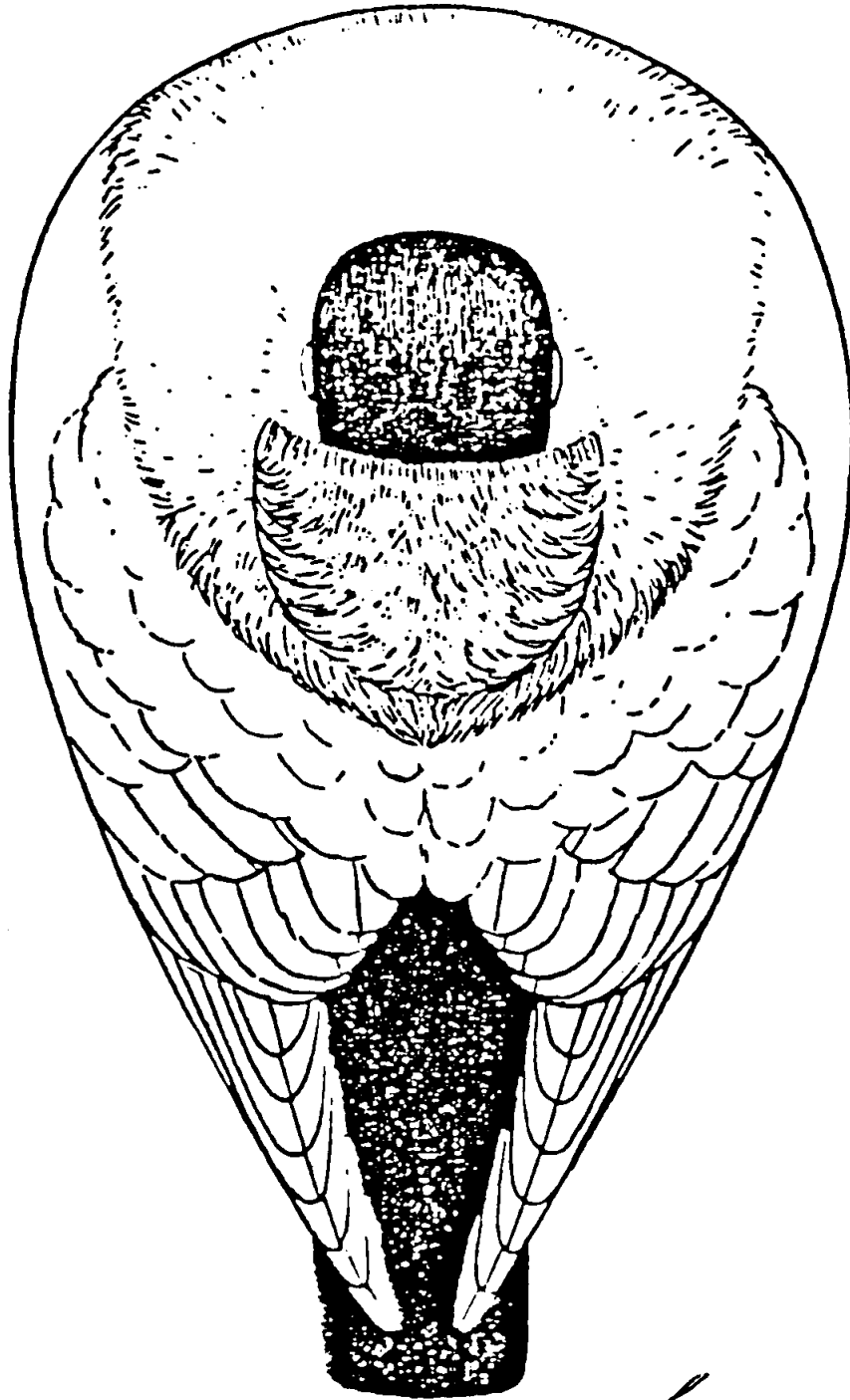
Jayne Bowles '89




Layne Bowles '89



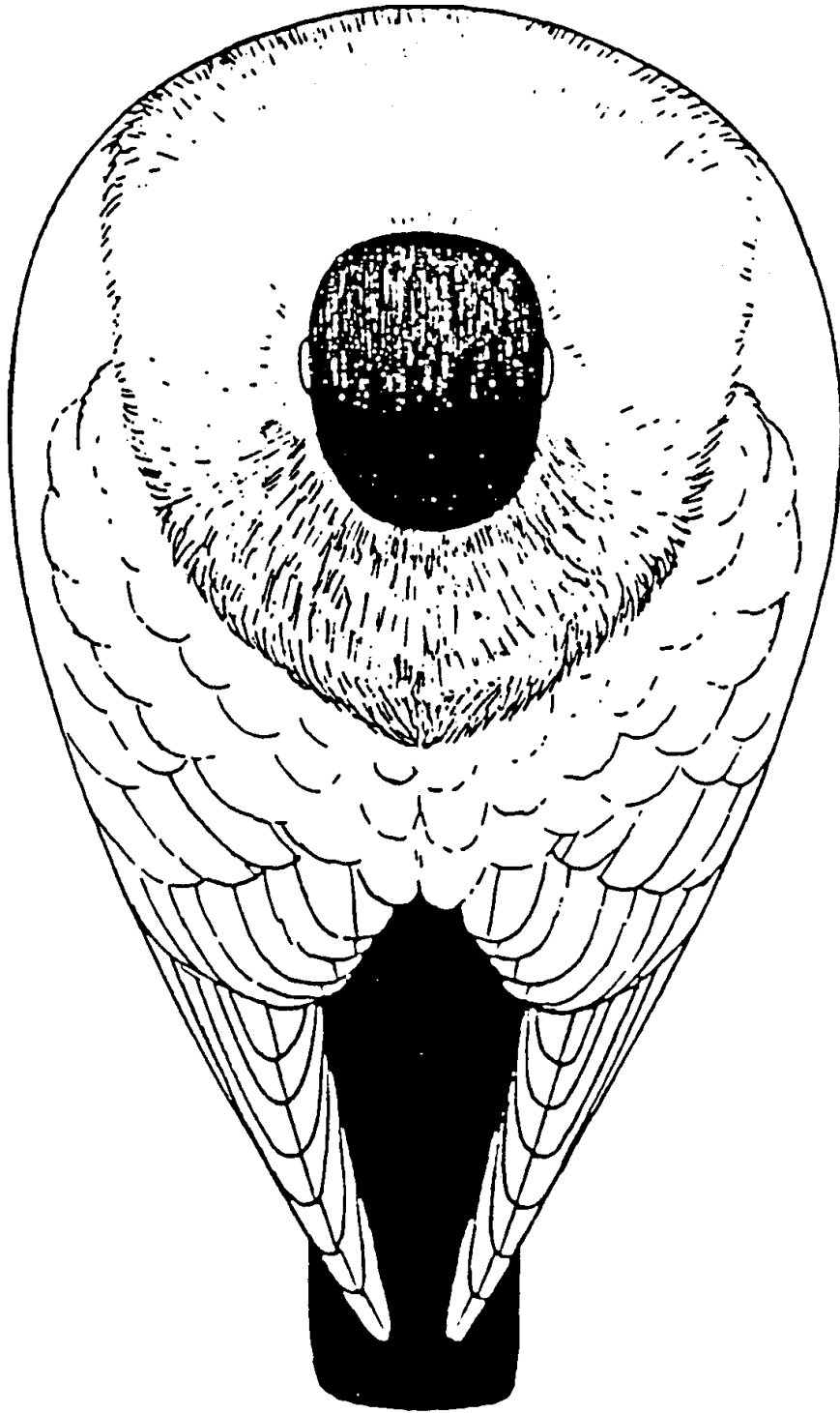
Jayne Bowler 1989



Jayne Bowler 1989



Layne Bowles '88



Layne Bowles '88

